

EV Charging Catalogue



CirCarLife (Circontrol's eMobility Division) comprises a set of products and solutions designed to facilitate the Electric Vehicle (EV) charging.

CirCarLife aims to provide user-friendly solutions for electric vehicle charging in different scenarios, such as urban streets, intercity roads and public or private car parks, for multiple or single users.

CirCarLife's product portfolio offers a wide product range that covers slow charging (AC) and fast charging (DC). Circontrol is an European Leader in EVSE with presence in 60 countries and more than 2.000 DC chargers and 55.000 charging points installed worldwide.



EV Chargers

Application by market segments	6
WB eHome	8
WB eNext	10
Home BeOn	12
WB eNext Park	14
WB Smart	16
WB eVolve Smart	18
Post eVolve Smart	20
Master-Slave	22
Raption 50	26
Raption 150	28

EV Charging Software 30

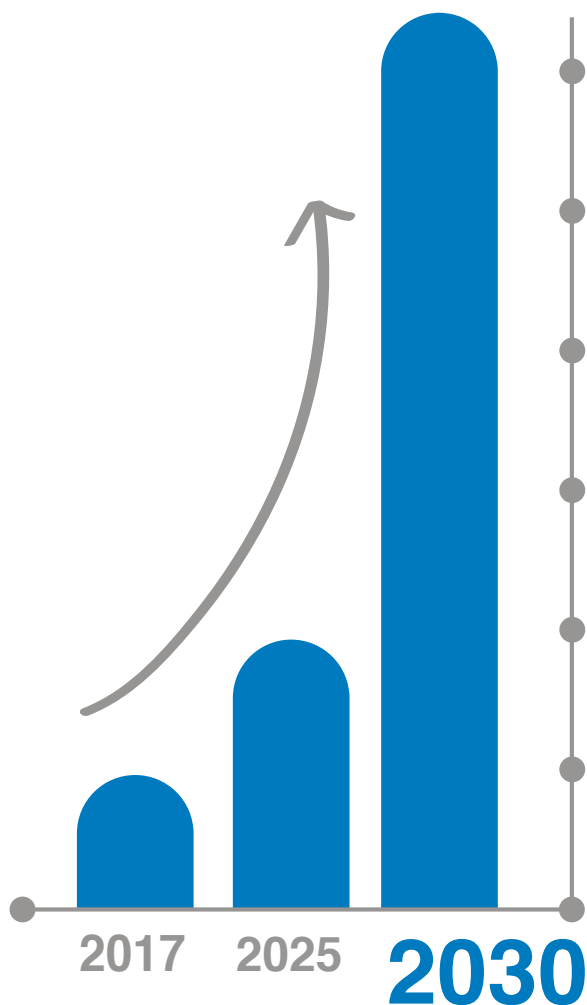
Load Management (DLM)	32
Usage Management (Cosmos)	34

After Sales Support 36

Who drives an EV?

The presence of an EV charger

on the street or a silent EV car suddenly crossing the road were rare things not so long ago, but they are becoming more common every day and forecasts show that they will be a strong reality sooner than later.



Forecasts show sales of electric vehicles increasing up to 11 million in 2025 and then surging to 30 million in 2030.

By 2040, 55% of all new car sales and 33% of the global fleet will be electric.*

*According to Bloomberg New Energy Finance

This rising interest for EVs makes even more important to know more about these early adopters.

Who are they?

Mostly they are



Males



40 years old



Richer than the average



Living in small cities

Why did they buy an EV?

Main reason



Environmental
Benefits



Financial Savings



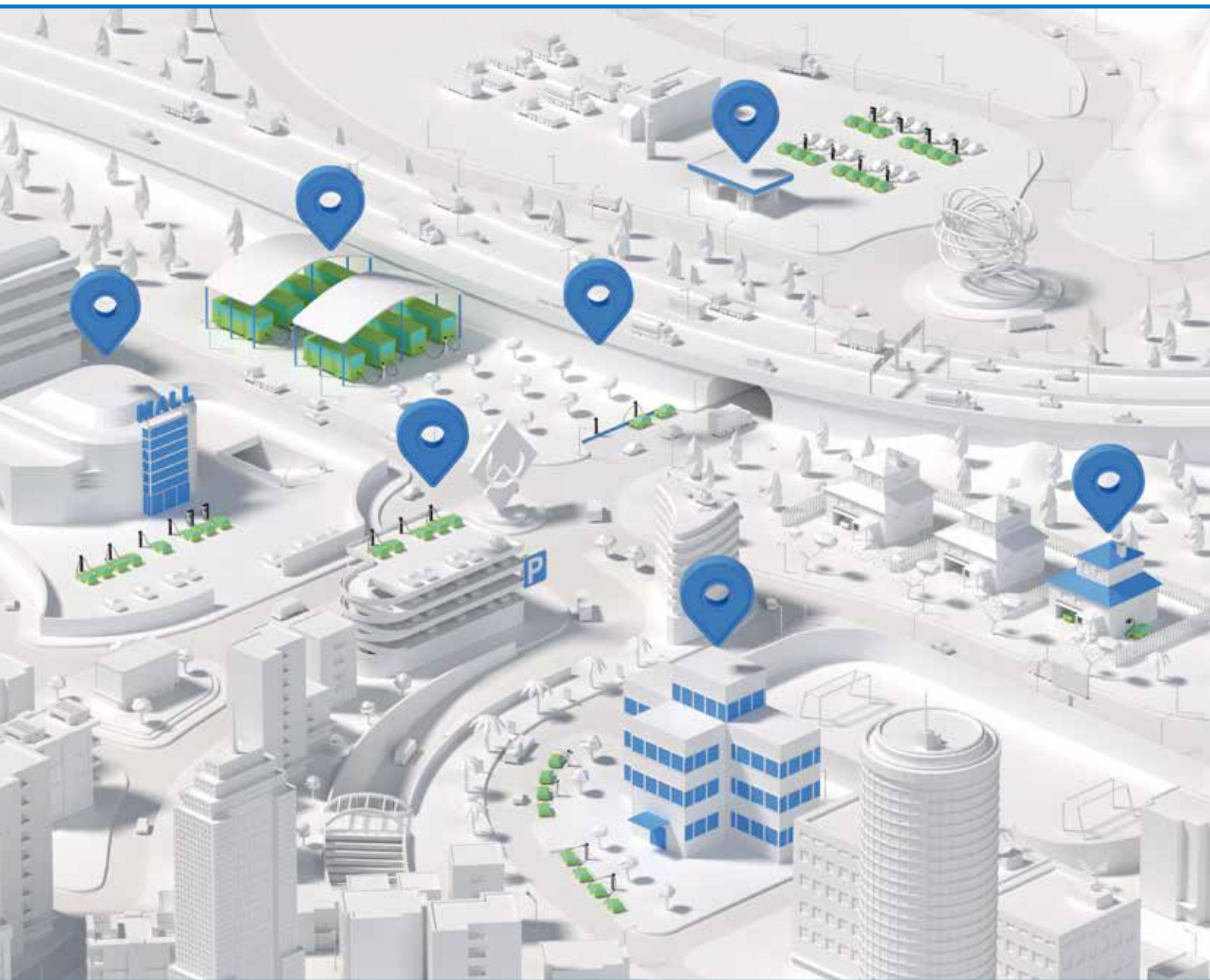
Interest in new
technology



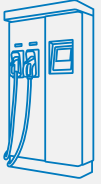









Driving benefits
(instant torque or
smooth & quiet)

Application by market segments

Charging Station for Electric Vehicles



								
		WB eHome	WB eNext	WB eNext Park	WB eVolve	Post eVolve	Raption 50	Raption 150
 Destination			●	●	●	●	●	
 eBus						●	●	●
 Service Station						●	●	●
 Car Park			●	●	●	●		
 Business			●	●	●	●		
 Home charge		●	●					
 Public charge						●	●	



WallBox eHome

The best quality-price ratio for domestic charging

Application

Designed to be installed (both indoor and outdoor) at private houses, communal blocks, companies and other places where user authentication is not a requirement.

Concept Design

Taking into account that many times a domestic charger is considered an appliance, a nice design and a small size are key attributes that are to be contemplated.

Furthermore WallBox eHome series offers other attributes such as low-cost, robustness, and user-friendly operation.



Product highlights

- Compatible with **Home BeOn sensor** (accessory), when combined with eHome is able to dynamically adjust the electric vehicle's consumption according to the available power of the installation, avoiding the risk of blackout and/or having to upgrade the existing installation (resulting on a lower initial investment).
- The **frontal LED bar** not only informs the user about the charger status (e.g. operative, faulty...) but also EV charging status; charging (dynamic blue light) vs charged (static blue light).
- Its **frontal key-locked door with electrical protections** (optional) not only provides an easy access in case the protection has tripped but protects the user against electrical shock. It can also be used as a user authentication method (using the protection as a ON/OFF switch).
- The charger's **housing** is made of ABS plastic which is both robust and UV resistant, providing protection against both mechanical stress and severe environmental conditions (which increases the charger lifespan and avoids its replacement in just a few years).
- Its well-thought-out shape allows the cable to be rolled up and keep it tidy and unbroken while the charger is not being used.
- Simple user operation by its **Plug 'n' Charge** mode that avoids the user obligation of authentication by means of an RFID card, phone or equivalent method.
- This series also includes a **selector switch** that facilitates the setup of the charger maximum output current (reducing installation time and cost).
- **Remote charging activation** is also offered by means of an ON/OFF external input signal (e.g. timer).
- WallBox eHome series provides a reserved space in case you want to **have your own brand on it**.

WallBox eHome Series




General Specifications

Enclosure rating	IP54 / IK10
Enclosure material	ABS-PCV0
Operating temperature	-5 °C to +45 °C
Ambient temperature storage	-40 °C to +60 °C
Operating humidity	5 % to 95 % Non-condensing
Light beacon	RGB colour indicator
Current setup	Onboard dipswitch
Dimensions (D x W x H)	115x180x315 mm
Weight	4 Kg
External input	Remote charging activation

Optional devices	
Meter*	Active Energy Class 1 (IEC 62053-21)
Low temperature kit	-30 °C to +45 °C
Safety protection*	RCD Type A / B (30mA)
Power limit control*	Home BeON sensor
Cable support	Metallic holder
Customisation	Logo customisation

*Only single phase models.

Models Specifications


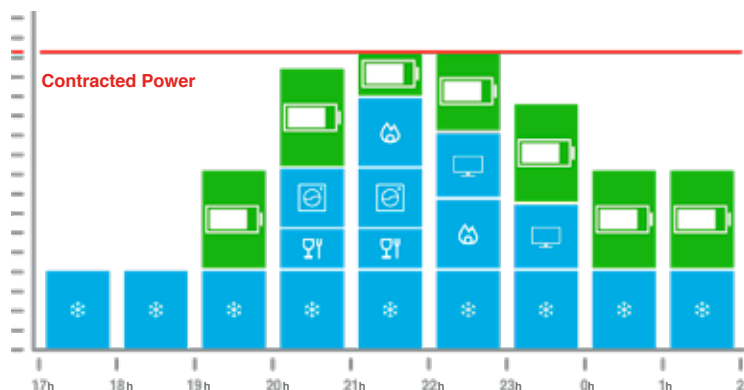
Model	T1C32	T2C32	T2C16 TRI
AC power supply	1P + N + PE	1P + N + PE	3P + N + PE
AC voltage	230 VAC +/-10%	230 VAC +/-10%	400 VAC +/-10%
Maximum current	32 A	32 A	16 A
Maximum power	7,4 kW	7,4 kW	11 kW
Connection	Type 1 Cable 	Type 2 Cable 	Type 2 Cable 

Home BeON Compatible

Intelligent sensor for single phase installations

Home BeON takes a new step in domestic EV charging allowing you to charge your vehicle while using your appliances

Its intelligent sensor, easily added to the usual protection panel at home, dynamically adjusts electric vehicle's consumption if the house system is about to be overloaded.



WallBox eNext

The perfect EV Charger for your needs

Application

Designed to be installed (both indoor and outdoor) at private houses, communal blocks, workplaces and car parks.

Concept Design

eNext has been conceived to simplify the charging process. We developed Presence Recognition, a feature that allows the user to start charging without any interaction with the device. As soon as the approved user is detected by Bluetooth and the cable is connected to the car, the charging process starts.

Regarding the external design, we keep the black and white colours as the core design concept while introducing curved lines and rounded shapes. The appropriate proportions and the perfect size, along with the black piano combined with white matt makes the eNext series the best choice to match any wall.



Product highlights

- **An APP** to control and configure the eNext: language configuration, user authentication, Wallbox diagnosis and firmware upgrades, among others.
- **Presence recognition by smartphone's Bluetooth**, so user authentication is confirmed simply by proximity.
- **Remote charging activation** is also offered by means of an ON/OFF external input signal (e.g. timer).
- **Timetable programming** to accommodate the charging session to the energy hourly rates.
- Ready for internal integration of electrical protections.
- Includes **welding contactor detection** that meets with IEC 61851-1 for safety protection.
- WallBox eNext series provides a reserved space in case you want to **have your own brand** on it.
- **DC leakages detection** can be ordered as an optional. Thus, in conjunction with the welding contactor and RCD A guarantees the highest safety protection.
- Compatible with **Home BeOn sensor** (accessory), when combined with eNext is able to dynamically adjust electric vehicle's consumption according to the available power of the installation.
- The **frontal LED bar** not only informs the user about the charger status (e.g. operative, faulty...) but also EV charging status; charging (dynamic blue light) vs charged (static blue light).
- The charger's **housing** is made of ABS plastic which is both robust and UV resistant, providing protection against both mechanical stress and severe environmental conditions.

WallBox eNext Series



General Specifications

Enclosure rating	IP54 / IK10
Enclosure material	ABS / PC
Operating temperature	-5 °C to +45 °C
Ambient temperature storage	-40 °C to +60 °C
Operating humidity	5 % to 95 % Non-condensing
Light beacon	RGB colour indicator
Power limit control	Mode 3 PWM control according ISO/IEC 61851-1
Dimensions (D x W x H)	200 x 335 x 315 mm
Weight	4 kg
External input	Remote charging activation
Wireless communication	Bluetooth v4.2 + BLE

Optional devices	
Low temperature kit	-30 °C to +45 °C
Protections	MCB (Curve C) DC 6mA leakage detection RCBO (RCD Type A + MCB)
Power limit control*	Home BeOn sensor
Type 2 socket protection	Locking System
Type 2 charging socket	Shutter
Tethered cable (straight or spring)	Type 1 Type 2
Cable support	Connector holder Cable roller
Pedestal	
Customisation	Logo customisation

*Only single phase models.

Model Specifications

Model	S	T
AC power supply	1P + N + PE	3P + N + PE
AC input voltage	230 VAC +/-10%	400 VAC +/- 10%
Maximum input current	32 A	32 A
Maximum input power	7,4 kW	22 kW
Number of plugs	1	1
Maximum output power per outlet	7,4 kW	22 kW
Maximum output current per outlet	32 A	32 A
AC output voltage	230 VAC (1P + N + PE)	400 VAC (3P + N + PE)
Socket Type	1 x Type 2 Socket 	1 x Type 2 Socket 

Pedestal

A good choice when there is no wall.



1500 mm

Material:
Aluminium 5754

Weight:
10 Kg

Dimensions (H x W x D):
1500x373x150 mm

Promotional Totem

A smart marketing tool for car dealers, showrooms, exhibitions, etc.



1550 mm

Material:
Polystyrene
(1,5 mm width)

Weight:
4 Kg

Dimensions (H x W x D):
1550x400x250 mm

Home BeON

The ultimate EV charger synchronised with your home

- Would you like to charge your EV faster without the need of a costly installation upgrade?
- Would you like to avoid any risk of blackout when using the appliances and charging the EV at the same time?
- Would you like to have all this without a huge investment?



Home BeON takes a new step in domestic EV charging allowing you to charge your vehicle while using your appliances.

Its intelligent sensor, easily added to the usual protection panel at home, dynamically adjusts electric vehicle's consumption if the house system is about to be overloaded.

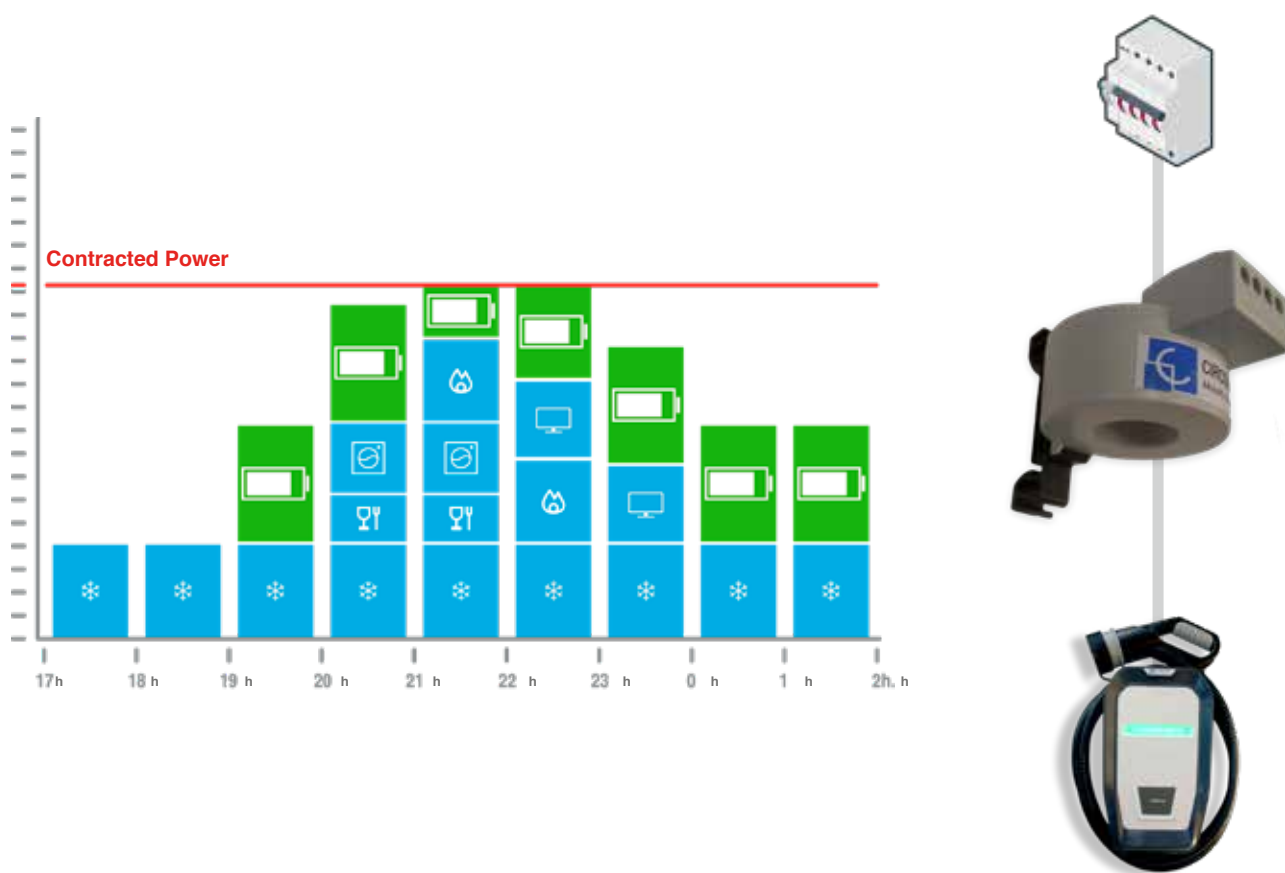
Home BeON measures and interprets the housing consumption, generates the corresponding signal and sends it to WallBox eHome charging station, which interprets and modifies its output current accordingly.

Home BeON uses the moments when the house is using less power to charge your EV saving money and energy.



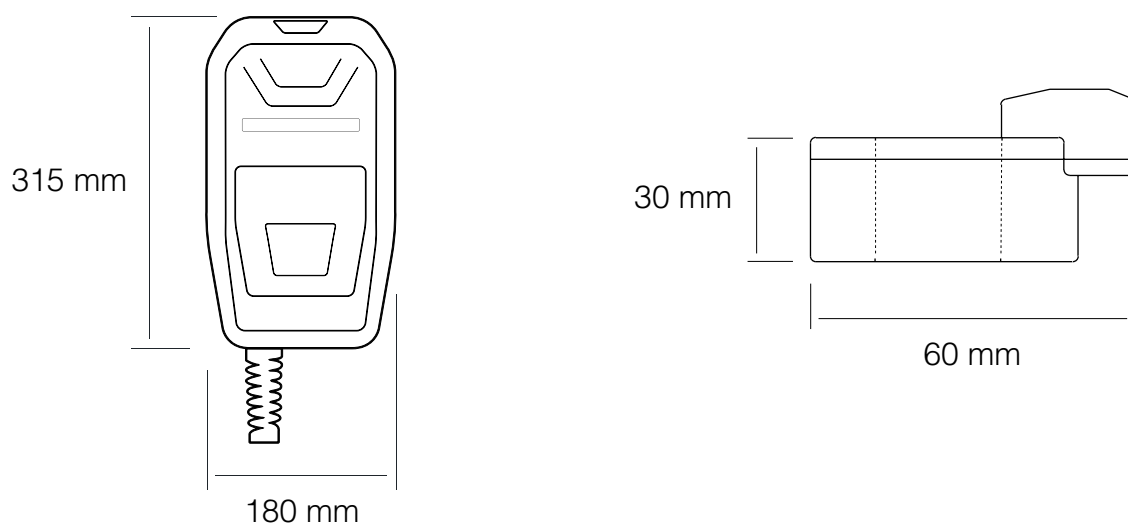
Compatible with eHome and eNext

Intelligent sensor



Product dimensions

It is so small that will fit everywhere



WallBox eNext Park

The ultimate design for a WallBox with communications

Application

Designed to be installed (both indoor and outdoor) at private houses, communal blocks, workplaces and car parks.

Concept Design

Nowadays, the concept of intelligent car park combined with sophisticated users demands intelligent EV chargers with the possibility of having connection to a cloud based software or backend.

Regarding the external design, we keep the black and white colours as the core design concept while introducing curved lines and rounded shapes. The appropriate proportions and the perfect size, along with the black piano combined with white matt makes the eNext series the best choice to match any wall.



Product highlights

For Charge Point Operator / Owner

- The **Embedded Load Management** allows a lower TCO (Total Cost of Ownership) by charging two EVs simultaneously even when the charger is not supplied with its maximum output power.
- The charger's **housing** is made of ABS plastic which is both robust and UV resistant, providing protection against both mechanical stress and severe environmental conditions.
- In terms of **Communication**, either by its Ethernet port (by default) or 4G/3G/GPRS modem (optional) the charger can be connected to a back-office system (by means of OCPP) obtaining benefits such as user management, billing, remote error diagnostic, etc.
- Ready for **Dynamic Load Management** network integration. Wallbox eNext Park series can be integrated with Circontrol Scada Software and make simultaneous EV charge easier, faster and cheaper.

For Charge Point User

- Clear charging instructions and plug status are shown using a backlight display, increasing user satisfaction, especially useful when the charger has been previously reserved by another user.
- WallBox eNext Park series offers a flexible authentication, meaning that the user can either authenticate before or after connecting the cable to the EV. Additionally, the authentication process can also be disabled for a 'plug & charge' use mode.

WallBox eNext Park Series

General Specifications

Network connection	10/100BaseTX (TCP-IP)
Interface protocol	OCPP 1.5 or OCPP 1.6J
Enclosure rating	IP54 / IK10*
Enclosure material	ABS / PC
Operating temperature	-5°C to 45°C
Ambient temperature storage	-40°C to + 60°C
Operating humidity	5% to 95% Non-condensing
Light beacon	RGB colour indicator
Display	LCD Multi-language
Power limit control	Mode 3 PWM control according ISO/IEC 61851-1
Dimensions (D x W x H)	200x335x315mm
Weight	4Kg
RFID Reader	ISO / IEC14443A MIFARE Classic/DESFire EV1 ISO 18092 / ECMA - 340 NFC 13.56MHz
Meter	MID Class 1 - EN50470-3
Type 2 Socket Protection	Locking system

*IK8 in some components appended to the body ie: display, window, beacon light.

Optional devices

Low temperature kit -30 °C to +45 °C

Type 2 charging socket Shutter

Straight tethered cable Type 1, Type 2
(Only available in model S and T)

Cable holder Connector holder
Cable roller






Wireless Communications 4G / 3G / GPRS / GSM

Pedestal

Compatible with DML

Customisation Logo customisation

Model Specifications

Model	S	T	SME	TME	S Two
AC power supply	1P + N + PE	3P + N + PE	1P + N + PE	3P + N + PE	1P + N + PE
AC input voltage	230 VAC +/-10%	400 VAC +/-10%	230 VAC +/-10%	400 VAC +/-10%	230 VAC +/-10%
Maximum input current	32 A	32 A	32 A	32 A	64 A
Maximum input power	7,4 kW	22 kW	7,4 kW	22 kW	14,8 kW
Number of plugs	1	1	2	2	2
Simultaneous charging sessions	1	1	1	1	2
Outlet A	Maximum output current	32 A	32 A	32 A	32 A
	Maximum output power	7,4 kW	22 kW	7,4 kW	22 kW
	AC output voltage	230 VAC (1P + N + PE)	400 VAC (3P+N+PE)	230 VAC (1P + N + PE)	400 VAC (3P+N+PE)
Outlet B	Maximum output current	-	-	3,6 kW	3,6 kW
	Maximum output power	-	-	16 A	16 A
	AC output voltage	-	-	230 VAC (1P + N + PE)	230 VAC (1P + N + PE)
Socket Type	1 x Type 2 Socket	1 x Type 2 Socket	1 x Type 2 Socket CEE/7	1 x Type 2 Socket CEE/7	2 x Type 2 Socket
					
	A	A	A B	A B	A B

WallBox Smart

A suitable solution for improving user and operator experience

Application

Designed to be installed in both public access environments (urban spaces, shopping centres, parking lots, airports...) and private ones (homes, communal blocks, companies fleets...) where their intelligence and communications capabilities offer a range of possibilities that improve the user and/or operator experience.

Concept Design

Nowadays, the concept of intelligent car park combined with sophisticated users demands intelligent EV chargers with the possibility of having connection to a cloud based software or backend.

Installing a Smart WallBox network in a carpark allows performing an intelligent energy management of several charging station simultaneously where not enough power is available.



Product highlights

For Charge Point Operator / Owner

- The **Embedded Load Management** allows a lower TCO (Total Cost of Ownership) by charging two EVs simultaneously even when the charger is not supplied with its maximum output power.
- About the charger's **Housing, ABS plastic** has been selected in a robust structural design that provides protection to both mechanical stress and severe environmental conditions, increasing the charger lifespan and avoiding its replacement in just a few years.
- In terms of **Communication**, either by its Ethernet port (by default) or 3G/GPRS modem (optional) the charger can be connected to a back-office system (by means of OCPP) obtaining benefits such as user management, billing, remote error diagnostic, etc.
- Ready for **Dynamic Load Management** network integration. Smart Wallbox series can be integrated with Circontrol Scada Software and make simultaneous EV charge easier, faster and cheaper.

For Charge Point User

- Clear charging instructions and plug status are shown using a backlight display, increasing user satisfaction, especially useful when the charger has been previously reserved by another user.
- Smart Wallbox series offers a flexible authentication, meaning that the user can either authenticate before or after connecting the cable to the EV. Additionally, the authentication process can also be disabled for a 'plug & charge' use mode.




WallBox Smart Series




General Specifications







Network connection	10/100BaseTX (TCP-IP)
Interface protocol	OCPP 1.5 or OCPP 1.6J
Enclosure rating	IP54 / IK10
Enclosure material	ABS
Operating temperature	-5°C to 45°C
Ambient temperature storage	-40°C to +60°C
Operating humidity	5% to 95% Non-condensing
Light beacon	RGB colour indicator
Display	LCD Multi-language
Power limit control	Mode 3 PWM control according ISO/IEC 61851-1
Dimensions (D x W x H)	Single: 125x225x320 mm Dual: 125x442x350 mm
Weight	Single: 4 kg Dual: 6 kg

RFID Reader	ISO / IEC14443A / B MIFARE Classic/DESFire EV1 ISO 18092 / ECMA-340 NFC 13.56MHz
Meter	Class 1 - EN50470-3
Type 2 Socket Protection	Locking system
Compatible with DLM	
Optional devices	
MID Meter	MID Class 1 - EN50470-3
Low temperature kit	-30°C to +45°C
Cable support	Optional (included at WallBox with tethered cable)
Pedestal	Single: for one plug WallBox Dual: for two plugs WallBox
Type 2 Charging Socket	Shutter
Wireless Communication	4G / 3G / GPRS / GSM

Models Specifications

Model	WBC-SMART	WBC32-SMART	WBMC-SMART
AC power supply	1P + N + PE	1P + N + PE	1P + N + PE
AC Voltage	230 VAC +/-10%	230 VAC +/-10%	230 VAC +/-10%
Maximum input current	16 A	32 A	32 A
Maximum input power	3,7 kW	7,4 kW	7,4 kW
Number of plugs	1	1	1
Maximum output power per outlet	3,7 kW	7,4 kW	7,4 kW
Maximum output current per outlet	16 A	32 A	32 A
AC output voltage	230 VAC (1P + N + PE)	230 VAC (1P + N + PE)	230 VAC (1P + N + PE)
Connection	1 x Type 1 Cable (5m) 	1 x Type 1 Cable (5m) 	1 x Type 2 Cable (5m) 

Model	WBMC-SMART-TRI	WBM-SMART	WBM-SMART-TRI
AC power supply	3P + N + PE	1P + N + PE	3P + N + PE
AC Voltage	400 VAC +/-10%	230 VAC +/-10%	400 VAC +/-10%
Maximum input current	32 A	32 A	32 A
Maximum input power	22 kW	7,4 kW	22 kW
Number of plugs	1	1	1
Maximum output power per outlet	22 kW	7,4 kW	22 kW
Maximum output current per outlet	32 A	32 A	32 A
AC output voltage	400 VAC (3P+N+PE)	230 VAC (1P + N + PE)	400 VAC (3P + N + PE)
Connection	1 x Type 2 Cable (5m) 	1 x Type 2 Socket (lock system) 	1 x Type 2 Socket (lock system) 

Model	WB2M-SMART	WB2M-SMART-TRI	WB-MIX-SMART	
AC power supply	1P + N + PE	3P + N + PE	1P + N + PE	
AC Voltage	230 VAC +/-10%	400 VAC +/-10%	230VAC +/-10%	
Maximum input current	64 A	64 A	48 A	
Maximum input power	14,7 kW	44 kW	11 kW	
Number of plugs	2	2	2	
Outlet A	Maximum output power	7,4 kW	22 kW	7,4 kW
	Maximum output current	32 A	32 A	32 A
Outlet B	Maximum output power	7,4 kW	22 kW	3,7 kW
	Maximum output current	32 A	32 A	16 A
AC output voltage	230 VAC (1P + N + PE)	400 VAC (3P + N + PE)	230 VAC (1P + N + PE)	
Connection	2 x Type 2 Socket (lock system)  	2 x Type 2 Socket (lock system)  	1 x Type 2 Socket (lock system) + 1 x CEE/7  	

WallBox eVolve Smart

The perfect combination of robustness, design and communications

Application

Designed to be installed in both public access environments (urban spaces, shopping centres, parking lots, airports, petrol stations ...) and private ones (companies, community car park sites...) where their intelligent capabilities offer a range of possibilities which improve the user and/or operator experience.

Concept Design

Nowadays, the concept of smart cities demands an innovative design for its urban equipment, especially for EVSE (EV Supply Equipment) due to its innovative nature. With its stylised shape and modern lines, eVolve series meets this demand.

In the same way, not only external design has been taken into account but also the daily conditions (both operational and environmental) EVSE have to withstand.



Product highlights

For Charge Point Operator / Owner

- The **Embedded Load Management** allows a lower TCO (Total Cost of Ownership) by charging two EVs simultaneously.
- Its **frontal key-locked door** provides an easy access to the inside of the charger which results in a lower OpEx (Operating Expenditure) due to a quicker installation and service (preventive/corrective). Moreover, it allows the charger to be installed next to a wall, optimising the available space.
- About the charger's **housing**, aluminium and ABS plastic have been combined in a robust structural design that provides protection to both mechanical stress and severe environmental conditions, increasing the charger lifespan and avoiding its replacement in just a few years.
- In terms of **communication**, either by its Ethernet port (by default) or 4G/3G/GPRS modem (optional) the charger can be connected to a back-office system (by means of OCPP) obtaining benefits such as user management, billing, remote error diagnostic, etc.
- To comply with the most demanding requirements regarding billing, eVolve series includes **MID certified meters**.
- Available in **two sizes**, the small one with no protections and the large one with protections.

For Charge Point User

- Clear charging instructions and plug status are shown using a **backlight display**, increasing user satisfaction, especially useful when the charger has been previously reserved by another user.
- eVolve series offers a **flexible authentication**, meaning that the user can either authenticate before or after connecting the cable to the EV. Additionally, the authentication process can also be disabled for a 'plug & charge' use mode.
- The **accessibility for the disabled** has also been considered, complying with international standards regarding the height of connectors/display that facilitates its operation.
- eVolve series includes the necessary **electrical protections** (optional) not only to minimise the human safety risk of electrical shock but also to ensure the maximum uptime due to independent protections per connector.

WallBox eVolve Smart Series

General Specifications











Network connection	10/100BaseTX (TCP-IP)	Meter	MID Class 1 - EN50470-3
Interface protocol	OCPP 1.5 or OCPP 1.6J	Power output management	Embedded Load Management
Enclosure rating	IP54 / IK10	Type 2 Socket Protection	Locking System
Enclosure material	Aluminium & ABS	Compatible with DLM	
Enclosure door lock	Key lock		
Enclosure access	Frontal door		
Operating temperature	-5 °C to + 45 °C		
Ambient temperature storage	-40 °C to + 60 °C		
Operating humidity	5 % to 95 % Non-condensing		
Light beacon	RGB colour indicator		
Display	LCD Multi-language		
Power limit control	Mode 3 PWM control according ISO/IEC 61851-1		
Dimensions (D x W x H)	Small: 222x382x628 mm (Model S & T without protections) Large: 222x382x928 mm		
Weight	Small: 25 kg Large: 30 kg		
RFID Reader	ISO / IEC14443A / B MIFARE Classic/DESFire EV1 ISO 18092 / ECMA-340 NFC 13.56MHz		

Optional devices	
Low temperature kit	-30 °C to +45 °C
Electrical protection Type A*	Overcurrent: MCB (curve C) Safety: RCD Type A (30mA) Autorecovery function optional**
Electrical protection Type B*	Overcurrent: MCB (curve C) Safety: RCD Type B (30mA) Autorecovery function optional**
Type 2 Charging Socket	Shutter
Wireless Communication	4G / 3G / GPRS / GSM
Tethered Cable (spring)* (Cable length: 4 m)	Type 1 + Type 1 Type 2 + Type 2 Type 2 + Type 2 Socket
RFID Extension	Legic Advant / Legic Prime ISO 15693 / ISO 18092, Sony FeliCa
Customisation	Frontal Labelling
Anti-vandal Key	

*Not available in model TM4

** As per directive this function is not available for cable.

Models Specifications

Model	S One	T One	S	T	TM4	
AC power supply	1P + N + PE	3P + N + PE	1P + N + PE	3P + N + PE	3P + N + PE	
AC input voltage	230 VAC +/-10%	400 VAC +/-10%	230 VAC +/-10%	400 VAC +/-10%	400 VAC +/-10%	
Maximum input current	32 A	32 A	64 A	64 A	64 A	
Maximum input power	7,4 kW	22 kW	14,7 kW	44 kW	44 kW	
Number of plugs	1	1	2	2	4	
Outlet A	Maximum output current	32 A	32 A	32 A	32 A	16 A
	Maximum output power	7,4 kW	22 kW	7,4 kW	22 kW	3,7 kW
	AC output voltage	230 VAC (1P + N + PE)	400 VAC (3P + N + PE)	230 VAC (1P + N + PE)	400 VAC (3P + N + PE)	400 VAC (3P + N + PE)
Outlet B	Maximum output current		32 A	32 A	32 A	16 A
	Maximum output power		7,4 kW	22 kW	22 kW	3,7 kW
	AC output voltage		230 VAC (1P + N + PE)	400 VAC (3P + N + PE)	400 VAC (3P + N + PE)	400 VAC (3P + N + PE)
Protections	Small	No	No	No	No	Not Available
	Large	Yes	Yes	Yes	Yes	No
Connection	Type 2 Socket (lock system)	Type 2 Socket (lock system)	2x Type 2 Socket (lock system)	2x Type 2 Socket (lock system)	2x Type 2 Socket (lock system)	2x CEE/7
			 	 	 	 
	A	A	A B	A B	A B	B

Post eVolve Smart

The most suitable charger for urban environments

Application

Designed to be installed in both public access environments (urban spaces, shopping centres, parking lots, airports, petrol stations ...) and private ones (companies, community car park sites...) where their intelligent capabilities offer a range of possibilities which improve the user and/or operator experience.

Concept Design

Nowadays, the concept of smart cities demands an innovative design for its urban equipment, especially for EVSE (EV Supply Equipment) due to its innovative aspect. With its stylised shape and modern lines, eVolve series meets this demand.

In the same way, not only external design has been taken into account but also the daily conditions (both operational and environmental) EVSE have to withstand.



Product highlights

For Charge Point Operator / Owner

- The **Embedded Load Management** allows a lower TCO (Total Cost of Ownership) by charging two EVs simultaneously even when the charger is not supplied with its maximum output power.
- Its **frontal key-locked door** provides an easy access to the inside of the charger which results in a lower OpEx (Operating Expenditure) due to a quicker installation and service (preventive/corrective). Moreover, it allows the charger to be installed next to a wall, optimising the available space.
- About the charger's **housing**, aluminium and ABS plastic have been combined in a robust structural design that provides protection to both mechanical stress and severe environmental conditions, increasing the charger lifespan and avoiding its replacement in just a few years.
- In terms of **communication**, either by its Ethernet port (by default) or 4G/3G/GPRS modem (optional) the charger can be connected to a back-office system (by means of OCPP) obtaining benefits such as user management, billing, remote error diagnostic, etc.
- To comply with the most demanding requirements regarding billing, eVolve series includes **MID certified meters**.

For Charge Point User

- Clear charging instructions and plug status are shown using a **backlight display**, increasing user satisfaction, especially useful when the charger has been previously reserved by another user.
- eVolve series offers a **flexible authentication**, meaning that the user can either authenticate before or after connecting the cable to the EV. Additionally, the authentication process can also be disabled for a 'plug & charge' use mode.
- The **accessibility for the disabled** has also been considered, complying with international standards regarding the height of connectors/display that facilitates its operation.
- eVolve series includes the necessary **electrical protections** not only to minimise the human safety risk of electrical shock but also to ensure the maximum uptime due to independent protections per connector.

Post eVolve Smart Series












General Specifications

Network connection	10/100BaseTX (TCP-IP)
Interface protocol	OCPP 1.5 or OCPP 1.6J
Enclosure rating	IP54 / IK10
Enclosure material	Aluminium & ABS
Enclosure door lock	Key lock
Enclosure access	Frontal door
Operating temperature	-5 °C to +45 °C
Ambient temperature storage	-40 °C to +60 °C
Operating humidity	5 % to 95 % Non-condensing
Light beacon	RGB colour indicator
Display	LCD Multi-language
Power limit control	Mode 3 PWM control according ISO/IEC 61851-1
Dimensions (D x W x H)	290x450x1550 mm
Weight	55 kg
RFID Reader	ISO / IEC14443A / B MIFARE Classic/DESFire EV1 ISO 18092 / ECMA-340 NFC 13.56MHz
Meter	MID Class 1 - EN50470-3
Power output management	Embedded Load Management

Overcurrent protections	MCB (curve C)
Safety protection	RCD Type A (30mA) Autorecovery function optional*
Type 2 Socket Protections	Locking System
Compatible with DLM	
Optional devices	
Low temperature kit	-30 °C to +45 °C
Safety protection	RCD Type B (30mA) Autorecovery function optional*
Surge protection	Four pole transient surge protector IEC 61643-1 (class II)
Type 2 Charging Socket	Shutter
Wireless Communication	4G / 3G / GPRS / GSM
Anti-vandal Key	
Anti-vandal Door	Not available for TM4
Tethered Cable (spring) (Cable length: 4 m)	Type 1 + Type 1 Type 2+ Type 2 Type 2 + Type 2 Socket
RFID Extension	Legic Advant / Legic Prime ISO 15693 / ISO 18092, Sony FeliCa
Customisation	Frontal Labelling

* As per directive this function is not available for cable.

Models Specifications

Model	S One	T One	C63 One	S	T	TM4	
AC power supply	1P + N + PE	3P + N + PE	3P + N + PE	1P + N + PE	3P + N + PE	3P + N + PE	
AC input voltage	230 VAC +/-10%	400 VAC +/-10%	400 VAC +/-10%	230 VAC +/-10%	400 VAC +/-10%	400 VAC +/-10%	
Maximum input current	32 A	32 A	63 A	64 A	64 A	64 A	
Maximum input power	7,4 kW	22 kW	43 kW	14,7 kW	44 kW	44 kW	
Number of plugs	1	1	1	2	2	4*	
Outlet A	Maximum output current	32 A	32 A	63 A	32 A	32 A	16 A
	Maximum output power	7,4 kW	22 kW	43 kW	7,4 kW	22 kW	3,7 kW
	AC output voltage	230 VAC (1P + N + PE)	400 VAC (3P + N + PE)	400 VAC (3P + N + PE)	230 VAC (1P + N + PE)	400 VAC (3P + N + PE)	400 VAC (3P + N + PE)
Outlet B	Maximum output current			32 A	32 A	32 A	16 A
	Maximum output power			7,4 kW	22 kW	22 kW	3,7 kW
	AC output voltage			230 VAC (1P + N + PE)	400 VAC (3P + N + PE)	400 VAC (3P + N + PE)	400 VAC (3P + N + PE)
Connection	Type 2 Socket (lock system)	Type 2 Socket (lock system)	Type 2 Cable (4m)	2x Type 2 Socket (lock system)	2x Type 2 Socket (lock system)	2x Type 2 Socket (lock system)	2x CEE/7
				 	 	 	 

* Exclusive use type 2 or CEE/7 per outlet

Customisation Examples

eVolve series offers a wide frontal surface that can be easily customised.



Master - Slave

The most cost-effective way for multiple charging

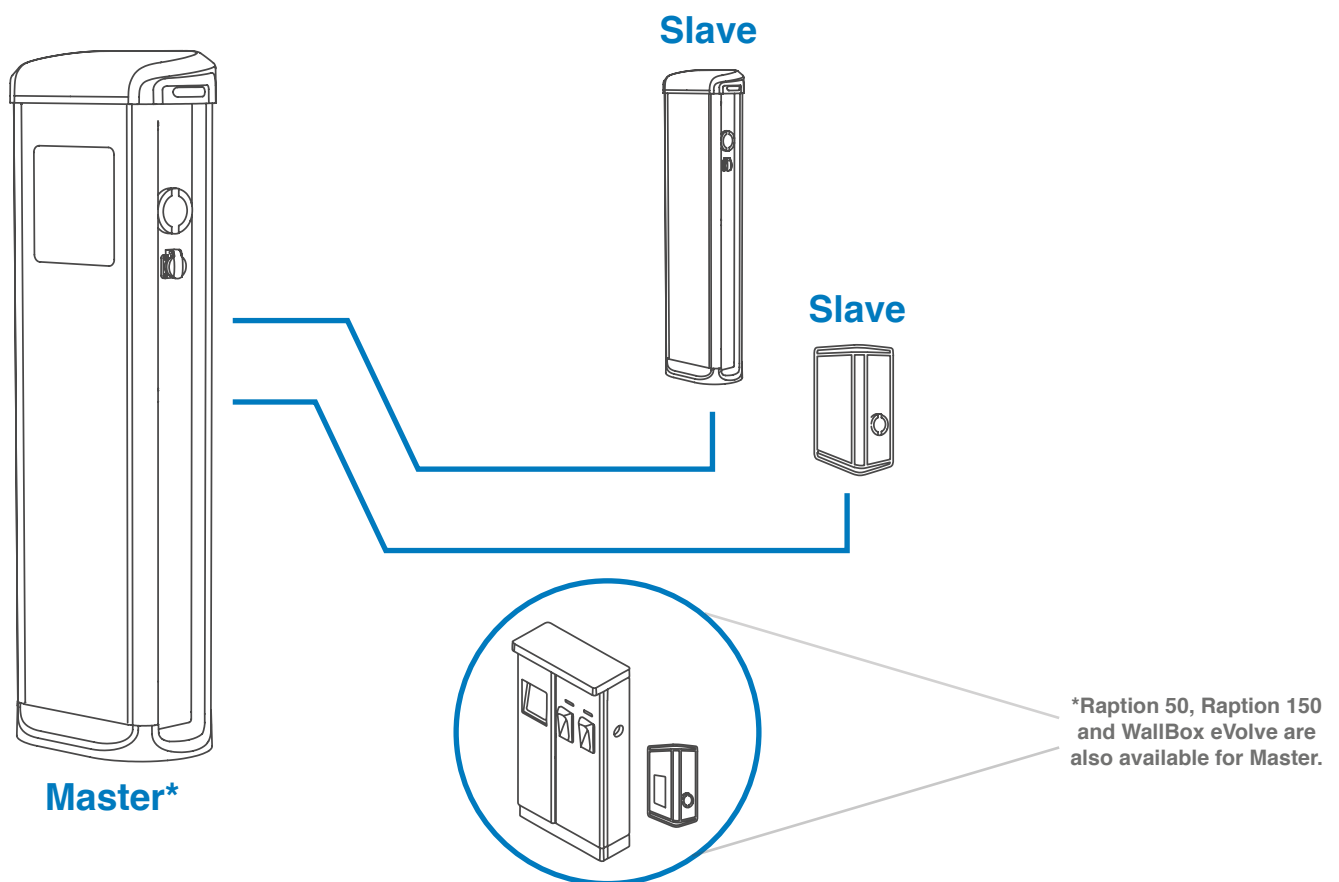
Application

Designed to minimise the initial investment (CAPEX) and the operating expenses (OPEX) when several chargers are required, this solution is a combination of a Master charger and a set of Slaves controlled by this Master. The whole system works as if all the chargers had smart capabilities.

Suitable for private installations such as workfleets or communities with a unique administrator, but also suitable for public access environment such as shopping center, parking lots, airports and others.

Concept Design

It shares the external concept design with the acclaimed eVolve series, so beyond its modern lines and robust housing, harsh weather conditions and user-friendly operation have been considered.



Product highlights

- The Master charger is **capable of balancing the available power** based on the number of charge points in use, thus the total power required to provide the total load gets substantially reduced. This may represent a cost reduction in the electrical connection set up and a cost saving due to a minor energy contract.
- Also, by centralising the smart capabilities into the Master, the hardware of the Slaves gets reduced, so combining Master-Slave is the **best choice to minimise the hardware cost**.
- A **single modem** in the Master unit can be used for remote connection and back-office system integration (by means of OCPP 1.5 or 1.6J), so communication fees also get reduced avoiding extra OPEX cost.
- **The Master can operate up to 8 Slaves** (max. 18 charging points including the Master) managing the load and user authentication.
- For car parks without OCPP backend, standalone configuration offers **load balancing feature and user control through RFID**.
- Its **frontal key-locked door** provides an easy access to the inside of the charger which results in a lower OPEX (Operating Expenditure) due to a quicker installation and service (preventive/corrective). Moreover, it allows the charger to be installed next to a wall optimising the available space.
- Its **8" daylight readable touch-screen** not only provides clear charging instructions (e.g. wrong EV shift position to start the charge) and plug status (e.g. reserved charge point) but also allows the user to select amongst several languages.
- To comply with the most demanding requirements regarding billing, eVolve series includes **MID certified meters**.
- eVolve series include the necessary **electrical protections** not only to minimise the human safety risk of electrical shock but also to ensure the maximum uptime due to independent protections per connector.

Post Master-Slave



WallBox Master-Slave



Master - Slave Post

General Specifications

Enclosure rating	IP54 / IK10
Enclosure material	Aluminium & ABS
Enclosure door lock	Key lock
Enclosure access	Frontal door
Operating temperature	-5 °C to + 45 °C
Ambient temperature storage	-20 °C to + 60 °C
Operating humidity	5 % to 95 % Non-condensing
Meter	MID Class 1 - EN50470-3
Light beacon	RGB colour indicator
Power limit control	Mode 3 PWM control according ISO/IEC 61851-1
Dimensions	450 x 290 x 1550 mm
Weight	55 kg
Power Output Management	Embedded Load Management
Overcurrent protections	MCB (Curve C)
Safety protection	RCD Type A (30mA)
Type 2 Socket Protection	Locking System

Master

Network connection	10/100TX (TCP-IP)
Interface protocol	OCPP 1.5 or OCPP 1.6J
Display HMI	8" anti vandal touch screen
RFID Reader	ISO/IEC 14443 A/B MIFARE Classic/DESFire EV1 ISO 18092 ECMA-340 NFC 16.53MHz

Slave

Master Communication	Ethernet UTP
----------------------	--------------

Optional devices

Low Temperature Kit	-30 °C to +45 °C
Safety Protection	RCD Type B (30mA)
Surge Protection	Four pole transient surge protector IEC 61643-1 (class II)
Type 2 Charging socket	Shutter
Wireless communication (only in Master)	4G LTE/WiFi Hotspot/GPRS/GSM/ 3G LATAM
Anti Vandal Key	
Tethered cable (spring) (cable length: 4m)	Type 1 + Type 1 Type 2 + Type 2
Network hub (only available in Master)	Switch TCP ethernet 8 ports Switch TCP ethernet 12 ports
RFID Extension	Legic Advant / Legic Prime ISO 15693 / ISO 18092, Sony FeliCa
Customisation	Frontal Labelling



Models Specifications

Models	Master S One	Master T One	Master or Slave C63 One	Master or Slave S	Master or Slave T	
AC power supply	1P + N + PE	3P + N + PE	3P + N + PE	1P + N + PE	3P + N + PE	
AC input voltage	230 VAC +/-10%	400 VAC +/-10%	400 VAC +/-10%	230 VAC +/-10%	400 VAC +/-10%	
Maximum input current	32 A	32 A	63 A	64 A	64 A	
Maximum input power	7,4 kW	22 kW	44 kW	14,8 kW	44 kW	
Number of plugs	1	1	1	2	2	
Outlet A	Maximum output current	32 A	32 A	32 A	32 A	
	Maximum output power	7,4 kW	22 kW	43 kW	7,4 kW	22 kW
	AC output voltage	230 VAC (1P + N + PE)	400 VAC (3P + N + PE)	400 VAC (3P + N + PE)	230 VAC (1P + N + PE)	400 VAC (3P + N + PE)
Outlet B	Maximum output current			32 A	32 A	
	Maximum output power			7,4 kW	22 kW	
	AC output voltage			230 VAC (1P + N + PE)	400 VAC (3P + N + PE)	
Connection	Master	1x Type 2 Socket (lock system)	1x Type 2 Socket (lock system)	1 x Type 2 Cable (4m)	2x Type 2 Socket (lock system)	2x Type 2 Socket (lock system)
	Slave	Not available	Not available	1 x Type 2 Cable (4m)	2x Type 2 Socket (lock system)	2x Type 2 Socket (lock system)

Master - Slave WallBox

General Specifications

Enclosure rating	IP54 / IK10
Enclosure material	Aluminium & ABS
Enclosure door lock	Key lock
Enclosure access	Frontal door
Operating temperature	-5 °C to + 45 °C
Ambient temperature storage	-20 °C to + 60 °C
Operating humidity	5 % to 95 % Non-condensing
Meter	MID Class 1 - EN50470-3
Light beacon	RGB colour indicator
Power limit control	Mode 3 PWM control according ISO/IEC 61851-1
Dimensions	Small: 222 x 382 x 628 mm <i>(only available on Master Zero and on Slave S)</i> Large: 222 x 382 x 928 mm
Weight	Small: 25 kg Large: 30 Kg
Power Output Management	Embedded Load Management
Type 2 Socket Protection	Locking System

Master

Network connection	10/100TX (TCP-IP)
Interface protocol	OCPP 1.5 or OCPP 1.6J
Display HMI	8" anti vandal touch screen
RFID Reader	ISO/IEC 14443 A/B MIFARE Classic/DESFire EV1 ISO 18092 ECMA-340 NFC 16.53MHz

Slave

Master Communication	Ethernet UTP
----------------------	--------------

Optional devices

Low Temperature Kit	-30 °C to +45 °C
Electrical protection Type A	Overcurrent: MCB (curve C) Safety: RCD Type A (30mA)
Electrical protection Type B	Overcurrent: MCB (curve C) Safety: RCD Type B (30mA)
Type 2 Charging socket	Shutter
Wireless communication <i>(only in Master)</i>	4G LTE/WiFi Hotspot/GPRS/GSM/ 3G LATAM
Anti Vandal Key	
Tethered cable <i>(spring)</i> Cable length: 4m <i>(only available in Slave)</i>	Type 1 + Type 1 Type 2 + Type 2
Network hub <i>(only available in Master)</i>	Switch TCP ethernet 8 ports Switch TCP ethernet 12 ports
RFID Extension	Legic Advant / Legic Prime ISO 15693 / ISO 18092, Sony FeliCa
Customisation	Fronyal Labelling



Models Specifications

Models	Master Zero	Master S One	Master T One	Master or Slave S	Master or Slave T	
AC power supply	1P + N + PE	1P + N + PE	3P + N + PE	1P + N + PE	3P + N + PE	
AC input voltage	230 VAC +/-10%	230 VAC +/-10%	400 VAC +/-10%	230 VAC +/-10%	400 VAC +/-10%	
Maximum input current	0,15 mA	32 A	32 A	64 A	64 A	
Maximum input power	35 W	7,4 kW	22 kW	14,8 kW	44 kW	
Number of plugs	0	1	1	2	2	
Outlet A	Maximum output current	32 A	32 A	32 A	32 A	
	Maximum output power	7,4 kW	22 kW	7,4 kW	22 kW	
	AC output voltage	230 VAC (1P + N + PE)	400 VAC (3P + N + PE)	230 VAC (1P + N + PE)	400 VAC (3P + N + PE)	
Outlet B	Maximum output current			32 A	32 A	
	Maximum output power			7,4 kW	22 kW	
	AC output voltage			230 VAC (1P + N + PE)	400 VAC (3P + N + PE)	
Connection	Master	Not available	1x Type 2 Socket (lock system)	1x Type 2 Socket (lock system)	Check availability	Check availability
	Slave	Not available	Not available	Not available	2x Type 2 Socket (lock system)	2x Type 2 Socket (lock system)

Raption 50

The perfect combination of power, design and reliability

Application

Designed to be installed in both public access environments (urban spaces, shopping centres, airports, road-side rest areas...) and private ones (companies with EV fleet, taxi stop stations...) where vehicles need to be ready to continue their journey in less than half an hour.

Concept Design

Conceived to address the main problem identified by Charge Point Owners / Operators when Fast Charging (low uptime), Raption 50 series bases its functioning in state-of-the-art modular power technology.

Another key attribute considered has been its external design. Sophisticated, slim and robust are just some attributes that can be used to describe this series and make it ideal for any type of site (from the most stylish urban area to industrial sites).



Product highlights

For Charge Point Operator / Owner

- Its **modular power technology** ensures a very high uptime (reducing the non-operation expenditure) since in case of power module failure the rest of modules continue charging.
- Lower energy consumption (and therefore OpEx) is achieved due to a **sustained high efficiency level** resulting from disconnecting power modules when lower charging power is requested by the EV.
- The modular architecture allows **power scalability** from 25kW to 50kW to meet present and future EV growing battery demands.
- It offers a unique **connector care** concept by means of gun locking feature (optional) and cable floating design, which results on a reduction of cable breaking risk.
- Its **double frontal key-locked door** provides an easy access to the the charger for a quicker installation and service. Moreover, it allows the charger to be installed next to a wall, optimising the available space.
- Capable of being configured as a **Master for the Master-Slave** solution (p. 24).
- Available **480 V model** for Mexico and other Latin America countries.

For Charge Point User

- Its **8" colour antivandal touch screen daylight readable** not only provides clear charging instructions (e.g. wrong EV shift position to start the charge) and plug status (e.g. reserved charge point) but also allows the user to select amongst several languages.
- User satisfaction is also increased due to its **build-in courtesy light** which both facilitates locating the charge point in dark areas and reading the messages contained in operator instruction labels.
- **Accessibility for the disabled** has also been considered, complying with international standards regarding the height of connectors/display that facilitates its operation.

Raption 50 Series






General Specifications












AC Power Supply	3P + N + PE
AC Voltage	400V AC +/- 10%
Power Factor	>0,98
Efficiency	95 % at nominal output power
Frequency	50 / 60 Hz
Electrical input protection	Main breaker disconnection
Overcurrent protections	MCB
Safety protection	RCD Type B
Network connection	Ethernet 10/100BaseTX
Interface protocol	OCPP 1.5 or OCPP 1.6J
Compliance	CE / Combo-2 (DIN 70121; ISO15118) IEC 61851-1; IEC 61851-23; IEC 61851-21-2 CHAdEMO compatible
Enclosure rating	IP54 / IK10
Enclosure material	Stainless steel
Operating temperature	-30 °C to +50 °C
Ambient temperature storage	-40 °C to +60 °C
Operating humidity	5 % to 95 % Non-condensing
Socket protection	Locking System
RFID system	ISO / IEC14443-1/2/3 MIFARE Classic
Display HMI	8" colour antivandal touch screen
Power limit control	DC & AC by software

DC cable length CCS	3 meters
DC cable length CHAdEMO	3 meters
AC cable length	3 meters
Lights for status indication	RGB colour indicator
Dimensions (D x W x H)	355x940x1800 mm (without cable engaged)
Weight	235 kg
Cooling system	Air cooling fans
Operational noise level	< 55 dBA
AC Meter	Compliant with the EN 50470-1 and EN 50470-3 (MID European standards) or IEC 62052-11
Wireless Communication EU	4G LTE/WiFi Hotspot/GPRS/GSM
Optional devices	
Wireless Communication	LATAM/APAC/4G LTE/GPRS/GSM
Surge protection	Four pole transient surge protector IEC 61643-1 (class II)
Cable Length	5.5m (all cables)
Anti-vandal connector protection	CHAdEMO, CCS (mechanical connector locking)
Type 2 Charging Socket	Shutter
25 kW DC version	Power output DC of 25 kW
Network hub	Switch TCP ethernet 8 ports Switch TCP ethernet 12 ports
RFID Extension	Legic Advant / Legic Prime ISO 15693/ISO 18092. Sony FeliCa
Contactless payment*	Integrated credit card payment terminal

* Ask for availability.

Models Specifications

Models	CCS	CCS T2C32	CCS T2S32
Maximum AC input current	76 A (38 A*)	108 A (70 A*)	108 A (70 A*)
Required power supply capacity	53 kVA (26 kVA*)	75 kVA (48 kVA*)	75 kVA (48 kVA*)
Maximum output power	50 kW (25 kW*) (@400 VDC)	DC:50 kW (25 kW*) (@400 VDC) AC:22 kW	DC:50 kW (25 kW*) (@400 VDC) AC:22 kW
Output voltage range	DC:50 - 500 V	DC: 50 - 500 V AC: 400 V	DC: 50 - 500 V AC: 400 V
Maximum output current	DC:125 A (63 A*)	DC:125A AC:32 A	DC:125A AC:32 A
Connection	CCS 2 	CCS 2 Type 2 Tethered cable  	CCS 2 Type 2 Socket (Lock system)  

Models	CCS CHA	CCS CHA T2S32	CCS CHA T2C32	CCS CHA T2C63
Maximum AC input current	76 A (38 A*)	108 A (70 A*)	108 A (70 A*)	138 A (101 A*)
Required power supply capacity	53 kVA (26 kVA*)	75 kVA (48 kVA*)	75 kVA (48 kVA*)	96 kVA (70 kVA*)
Maximum output power	50 kW (25 kW*) (@400 VDC)	DC:50 kW (25 kW*) (@400 VDC) AC:22 kW	DC:50 kW (25 kW*) (@400 VDC) AC:22 kW	DC:50 kW (25 kW*) (@400 VDC) AC:43 kW
Output voltage range	DC:50 - 500 V	DC: 50 - 500 V AC: 400 V	DC: 50 - 500 V AC: 400 V	DC: 50 - 500 V AC: 400 V
Maximum output current	DC:125 A	DC:125 A AC:32 A	DC:125 A AC:32 A	DC:125 A (63 A*) AC:63 A
Connection	CCS 2 - JEVS G105  	CCS 2 - JEVS G105 Type 2 Socket (Lock system)   	CCS 2 - JEVS G105 Type 2 Tethered cable   	CCS 2 - JEVS G105 Type 2 Tethered cable   

Raption 150

The best solution for eBuses and petrol stations

Application

Designed to be installed in highways' rest areas and petrol stations where vehicles with large batteries require high charging power to be ready to continue their journey in less than half hour and minimise charging time.

Concept Design

Conceived to address the main problems identified by Charge Point Owners / Operators when Fast Charging (low uptime), Raption 150 series is based on state-of-the-art modular power technology.

Another key attribute considered has been its external design. Sophisticated, slim and robust are just some attributes that can be used to describe this series and that makes it ideal for any type of site (from the most stylish urban areas to the industrial ones). Raption 150's modular architecture allows power scalability from 100 kW to 150 kW.



Product highlights

For Charge Point Operator / Owner

- **Simultaneous DC charge** able to charge 2 EV's at the same time by splitting the available power (e.g. 75kW+75kW).
- Its **modular power technology** ensures high uptimes (reducing the non-operation expenditure) since in case of power module failure the rest of modules continue charging.
- Lower energy consumption (and therefore OpEx) is achieved due to a **sustained high efficiency level** resulting from disconnecting power modules when lower charging power is requested by the EV.
- The modular architecture allows **power scalability, so two models are possible; Raption150 Lite (max output 100 kW) and Raption 150 (max output 150 kW).**
- It offers a unique **connector care concept** by means of gun locking feature (optional) and cable floating design, which results on a reduction of cable breaking risk (i.e. lower OpEx and higher uptime).
- Its **frontal key-locked door** provides an easy access to the inside of the charger which results in a lower OpEx due to a quicker installation and servicing (preventive/corrective). Moreover, it allows the charger to be installed next to a wall, optimising the available space.
- Capable of being configured as a Master for the **Master-Slave solution**.

For Charge Point User

- Its **8" colour antivandal touch screen daylight readable** not only provides clear charging instructions (e.g. wrong EV shift position to start the charge) and plug status (e.g. reserved charge point) but also allows the user to select amongst several languages.
- User satisfaction is also increased due to its **built-in courtesy light** which both facilitates locating the charge point in dark areas and reading the messages contained in operator instruction labels.
- **Accessibility for the disabled** has also been considered, complying with international standards regarding the height of connectors/display that facilitates its operation.
- Raption series can be optionally equipped with an **integrated payment terminal** to facilitate the payment by credit card and increase the user experience. Our payment terminal allows payment without a membership model and can operate with or without back office platform.

Raption 150 Series





General Specifications

Compliance	CE / Combo-2 (DIN 70121; ISO15118) IEC 61851-1; IEC 61851-23; IEC 61851-21-2 CHAdeMO compatible
Enclosure rating	IP54 / IK10
Enclosure material	Stainless steel
Operating temperature	-10 °C to + 50 °C
Ambient temperature storage	- 20 °C to + 60 °C
Operating humidity	5 % to 95 % Non-condensing
Dispenser	
Network connection	Ethernet 10/100BaseTX
Interface protocol	OCPP 1.5 or OCPP 1.6J
RFID system	ISO / IEC14443-1/2/3 MIFARE Classic
Display HMI	8" colour antivandal touch screen
Power limit control	DC by software
DC cable length CCS	3,4 meters
DC cable length CHAdeMO	3,4 meters
Lights for status indication	RGB colours indicator
Dimensions (D x W x H)	378x420x2067mm
Weight	115 kg
Operational noise level	Not perceptible
AC Meter	Compliant with the EN 50470-1 and EN 50470-3 (MID European standards) or IEC 62052-11
Wireless Communication EU	4G LTE /WiFi Hotspot/GPRS/GSM

Power Unit	
AC power supply	3P + N + PE
AC Voltage	400V AC +/- 10%
Maximum AC input current	237A / 160A*
Required power supply capacity	163kVA / 110kVA*
Power Factor (pu)	>0,98
Efficiency (pu)	94 % at nominal output power
Frequency (pu)	50 / 60 Hz
Cooling system	Forced air
Operational noise level	< 55 dBA
Electrical input protection	Main circuit disconnection
Overcurrent protections	MCB
Safety protection (pu)	RCD Type B
Dimensions (D x W x H)	800x1000x2100mm
Weight	420 kg
Optional devices	
Wireless Communication	LATAM/APAC/4G LTE /GPRS/GSM
Surge protection	Four pole transient surge protector IEC 61643-1 (class II)
Cable Length	5.5m (all cables)
Anti-vandal connector protection	CHAdeMO, CCS (mechanical connector locking)
RFID Extension	Legic Advant / Legic Prime ISO 15693/ISO 18092. Sony FeliCa
Low Temperature Kit	-30°C to +50°C
Contactless payment**	Integrated credit card payment terminal

* Raption 150 Lite Models
** Ask for availability.

Models Specifications





Raption 150 Models	CCS250 ⁽¹⁾	CCS200 CHA125	CCS250 CHA200	CCS250 CCS250 ⁽¹⁾
Maximum output power	CCS:150 kW ⁽²⁾	CCS:150 kW ⁽³⁾ CHA:50 kW	CCS:150 kW ⁽²⁾ CHA:50 kW ⁽⁴⁾	CCS:150 kW ⁽²⁾ CCS:150 kW ⁽²⁾
Output voltage range	CCS:100-920V	CCS:100-920V CHA:100-500V	CCS:100-920V CHA:100-500V	CCS:100-920V CCS:100-920V
Maximum output current	CCS:250A	CCS:200A CHA:125A	CCS:250A CHA:200A	CCS:250A CCS:250A
Connection				

⁽¹⁾ Also available with cable of 200 A (max output power: 150 kW @920 V or 80 kW @400 V)

⁽²⁾ 150 kW @720-920V or 100 kW @400V

⁽³⁾ 150 kW @750-920V or 80 kW @400V

⁽⁴⁾ HW ready up to 100 kW by FW update

Raption 150 Lite Models	CCS250 ⁽¹⁾	CCS200 CHA125	CCS250 CHA200	CCS250 CCS250 ⁽¹⁾
Maximum output power	CCS:100 kW ⁽²⁾	CCS:100 kW ⁽²⁾ CHA:50 kW	CCS:100 kW ⁽²⁾ CHA:50 kW ⁽³⁾	CCS:100 kW ⁽²⁾ CCS:100 kW ⁽²⁾
Output voltage range	CCS:100-920V	CCS:100-920V CHA:100-500V	CCS:100-920V CHA:100-500V	CCS:100-920V CCS:100-920V
Maximum output current	CCS:250A	CCS:200A CHA:125A	CCS:250A CHA:200A	CCS:250A CCS:250A
Connection				

⁽¹⁾ Also available with cable of 200 A (max output power: 100 kW @920 V or 80 kW @400 V)

⁽²⁾ 100 kW @400V

⁽³⁾ HW ready up to 100 kW by FW update

EV Charging Software

The best software for EV Charging solution

EV charging easier, faster & cheaper.

Operating several charging points in one location represents some challenges and demands solutions to face them. Using devices, software or solutions that allow load management, monitoring and reporting has several advantages such as avoiding blackouts due to grid overloading, reducing installation and operational costs and being more efficient by collecting data of your charging network.

Why is our EV Charging Software important?



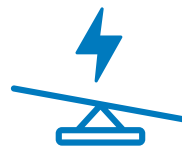
Avoid blackouts

due to limited grid capacity.



Reduce high investment

avoiding installation upgrade.



Reduce operational costs

thanks to intelligent balancing of the load.



Make your management more efficient

thanks to monitoring.

EV Charging Software

The best software for EV Charging solution:



Destination



Service Stations



Car Park



Business



Public charge



LOAD MANAGEMENT

[Bw_k @ Jm_b K_l _eck cl r & Jk'](#)

Dynamic Load Management (DLM) system is a **software** that allows charging several EVs simultaneously in less time using the available power more efficiently and balancing it among the EV chargers.



USAGE MANAGEMENT

[Anqk nq](#)

Cosmos is a **cloud-based platform for monitoring and reporting**. It is a platform designed to collect and store data from a specific set of EV chargers located in car parks, offices and communal blocks.

Dynamic Load Management (DLM)

Load Management

Main problems

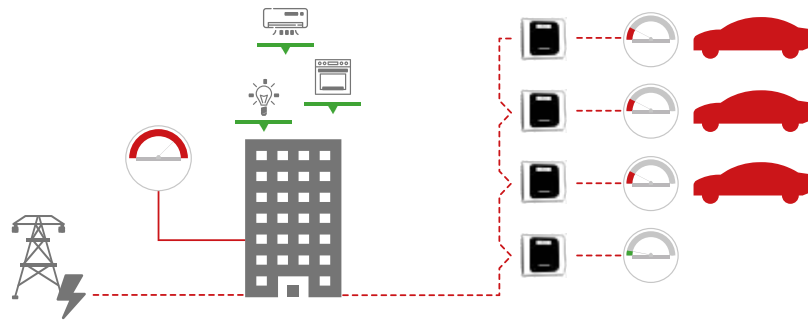
EV drivers want to charge their vehicles faster, specially in public and semi-public spaces, while charging service providers want to reduce their costs. The constant growth of EVs charging simultaneously creates new challenges:

- How to avoid overloading the grid that causes a blackout.
- How to minimise the investment to upgrade the installation.
- How to set up an EV charging system capable to charge simultaneously.

This situation requires an intelligent system to manage the charge and here is where Dynamic Load Management system (DLM) comes in.

► WITHOUT DYNAMIC LOAD MANAGEMENT

Main Supply Overload



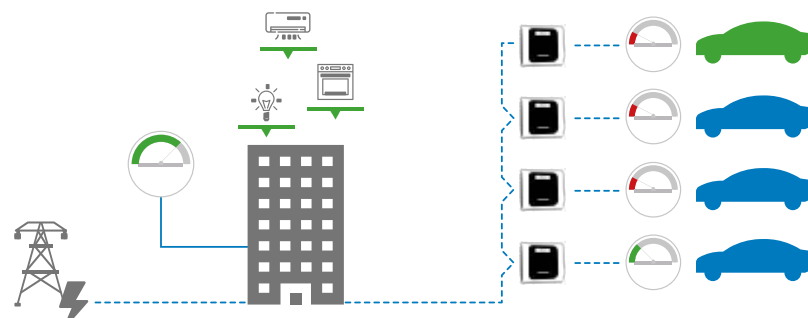
Try DLM solution

Dynamic Load Management (DLM) system is a software based solution designed for managing the energy when several charging stations work simultaneously. DLM allows charging several EVs simultaneously in the most efficient way by using dynamically the remaining available power and balancing it among the EV chargers. It also allows increasing the number of charging stations without increasing the contracted power.

Therefore, DLM could be installed in sites where the electric installation is fully dedicated to electric vehicle or in sites where another facility is sharing the maximum power available.

► WITH DYNAMIC LOAD MANAGEMENT

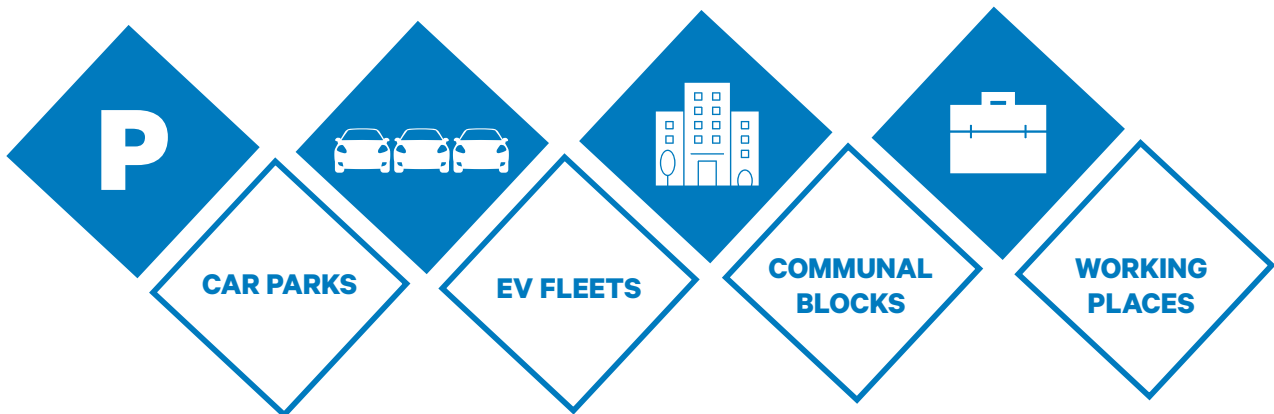
Main Supply protected



Product highlights:

- OCPP Ready: Chargers can be controlled by a back office system.
- EV Charging Status: Remote monitoring of charging points.
- User Authentication RFID: Increase the security of the system with RFID tags.
- Power Monitoring: Check remotely all power consumption from your installation in real-time.
- Offline operation: In case of network communications problems the system is able to keep charging.
- Building energy monitoring (optional): It measures the power consumed by the building and DLM dynamically adjusts the available power for electric vehicles.
- EV Priority chargers: Schedule VIP charging transactions.

Designed for:



Cosmos

Usage Management

Application

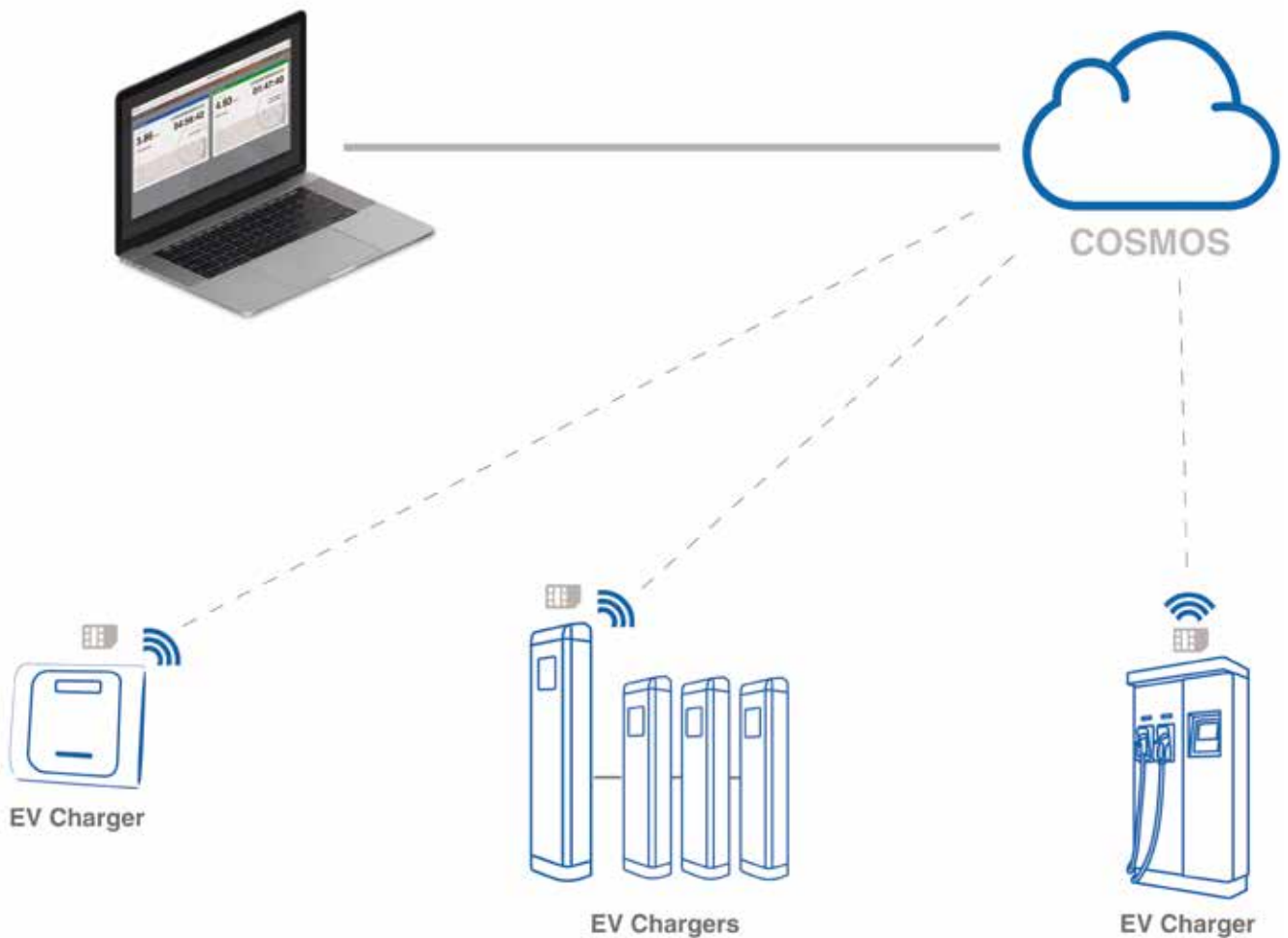
Designed by CIRCONTROL to collect and store data from a specific set of EV Chargers for monitoring and reporting. This cloud-based Platform has an easy and intuitive dashboard and offers customisable reports by user, charger, consumption and tariff, including invoices simulation.

Perfect for...

Fleet managers, condominium administrators, car park operators and other stakeholders with similar needs will easily (un)subscribe users.



Amok mq g _ ajnsb nj_rdrpk ` _qcb ml MANN / ,4Hrf _r
e_rf cpa b_r drk _ qncaga qcr mdCT Af _pccpa _l b f cjq
wrs apc_rc _l b k _l _ec wnspru l af _ped e l cru mpi ,
Rf cpcdrpc* k ml gmpj e* anl rprjg e pck mcjwrf c af _pccpa
_l b-mpccnmpg e npracqqc q _pc qk njcp _l b _smk _rg,



Cosmos Usage Management

Product highlights:



DASHBOARD

Obtain easily a general overview and the most significant data about an installation or a group of installations at a simple glance.



MAP

Locate and check your chargers' status on a map in a very easy and quick way.



PARKING GUIDANCE

Availability of free parking spaces and occupancy analysis.



TARIFFS

Hourly rates and/or fixed costs detailed on billing simulations..



(UN)SUBSCRIBE USERS

Manage the authorised users of your charging network as well as their permissions and profiles as required.



EV CHARGER LOG DISPLAY

Reduce the fault resolution time and obtain a detailed diagnosis if any charger is not working properly.



CUSTOMISABLE REPORTS

Design, generate and send reports automatically by e-mail, as well as invoices simulations with consumption data, times, rates...



COMPATIBLE WITH OTHER BRANDS

Connect other EV chargers, aside from Circontrol's, as long as they comply with OCPP 1.6 protocol.

Licenses:

Apoc_rc wnsprmu l cqa_j_` jc N_pl cpL cru mpi _aampbg e rmwrspl ccbq,

	Professional	Advanced
Real-time charge points dashboard	✓	✓
Charging network map	✓	✓
Configuration (Company, facility, chargers, users and Car Park)	—	✓
Monitoring of Charging Points and Parking guidance system	✓	✓
Remote control of charging points (start, stop, unlock, reboot and diagnostic)	✓	✓
Access to historical reports (costumer/operator invoice and charge point alarms)	✓	✓
Create new charge point tariffs for reporting	—	✓
Parking guidance dashboard customisable	—	✓

After Sales Support

“

Customer service is not a department, it is an attitude.

”

We strongly believe that Customer Service is crucial in EV Charging Infrastructure.

On-line technical support, on-site assistance, trainings, documentation and tools, new releases, recommended spare parts and a specific web-based Expert Area are some of the services you will have at your disposal to grant that chargers are always up and running. **This is our main goal.**

+190

Trainings

+3.000

Training hours

+285

Certificated partners

+150.000

Kilometres travelled / year



Mini DC Tester

DC Tester for Fast Charging Stations

Application

The Mini DC Tester is designed to be a service tool for testing Circontrol Fast Charging Infrastructure and help Service Maintainer to provide an effective support.

Concept Design

The Mini DC Tester has the capability to simulate an EV and check all the parts involved during charging process. Its robust housing protects DC Tester from harsh conditions.

The included software provides the engineer with information about each test in order to make his troubleshooting easier.



Product highlights

For Charging Points Maintainers

Clearer and informed

- The Mini DC Tester helps to focus in the issue and informs through the logging system.

Better

- Easy maintenance. Testing all the parts involved in the charging process: EV, power, coms, protocol and procedure.

Faster

- Plug & Play system where you want. The Mini DC Tester is portable and easy to use.

EV Simulation

- Available with CCS and CHAdeMO systems. It makes possible to test both protocols.

Portable

- Its robust design allows carrying the Tester wherever you go or ship it before travel.

Mini DC Tester CCS

Models	Series	Description	Socket type
490276	Raption	CCS 2/CCS 1 Mini DC Tester for RAPTION SERIES	

Mini DC Tester CHAdeMO

Models	Series	Description	Socket type
490275	Raption	CHAdeMO Mini DC Tester for RAPTION SERIES	

Combined Mini DC Tester

Models	Series	Description	Socket type
490277	Raption	Combined Mini DC Tester for RAPTION SERIES	

Spare Parts Kits

for DC Charging Station Raption 50 Series

Application

The Spare Parts Kits are designed for Charging station service maintainers and contain all the recommended components for DC Charger Raption 50 Series.

Concept Design

These kits are a combination of spare parts needed to cover the most common incidences in the field. Each part is packaged separately and clearly identified in a robust protection case making its transportation easier.

The kits also include a Service Manual and information labels in order to store information about the replaced part.



Product highlights

For Charging Points Maintainers

Clearer

- The Spare Part Kits provide all the spare parts recommended by CIRCONTROL for replacement during maintenance. This minimises the risk of ordering wrong or unnecessary parts.

Better

- Easy maintenance through clear labelling of parts. The Spare Part Kits centralise all the parts required and reduce the variety of components on stock.

Faster

- The Spare Part Kits cover about 90% of the parts involved in incidences in the field and allows resolving most of the possible issues during first assistance.

Cost effective

- Its compact format and flexibility help minimising logistics and preparations for service calls, saving indirect cost.

Portable

- Its robust design allows carrying the Spare Part Kit wherever you go or ship it before travel.















Low-priced

- Kits are less expensive than the sum of the individual parts.

Spare Parts Kits for Raption 50 Series

Models

GoBox Raption 50 Kit designed with the necessary components to maintain up to 20 chargers. It is supplied in a transportable protection box

Models	Series	Description	Socket type
GoBox Raption 50 Trio T232	TRIO	Kit GoBox Raption 50 TRIO T2S32. CHA+CCS+T2 Socket 32	  
GoBox Raption 50 Trio T263	TRIO	Kit GoBox Raption 50 TRIO T2C63. CHA+CCS+T2 Cable 63	  
GoBox Raption 50 Duo		Kit GoBox Raption 50 DUO. CHA+CCS	 
GoBox Raption 50 CCS T232	CCS	Kit GoBox Raption 50 CCS T2S32. CCS+T2 Socket 32	 
GoBox Raption 50 CHA T232	CHA	Kit GoBox Raption 50 CHA T2S32. CHA+T2 Socket 32	 
GoBox Raption 50 CCS	CCS	Kit GoBox Raption 50 CCS. CCS	
GoBox Raption 50 CHA	CHA	Kit GoBox Raption 50 CHA. CHA	

Protection Kit Raption 50 Kit designed with the necessary protections to maintain up to 20 chargers

Models	Series	Description
Protection Kit Raption 50 RCD A	RCD A	Protection Kit Raption 50 RCD Class A
Protection Kit Raption 50 RCD A 32	RCD A	Protection Kit Raption 50 RCD Class A + MCB for T2 Socket 32
Protection Kit Raption 50 RCD A 63	RCD A	Protection Kit Raption 50 RCD Class A + MCB for T2 Cable 63
Protection Kit Raption 50 RCD B	RCD B	Protection Kit Raption 50 RCD Class B
Protection Kit Raption 50 RCD B 32	RCD B	Protection Kit Raption 50 RCD Class B + MCB for T2 Socket 32
Protection Kit Raption 50 RCD B 63	RCD B	Protection Kit Raption 50 RCD Class B + MCB for T2 Cable 63

Recommended Spare Parts

Raption 50 Recommended Spare Parts to maintain up to 20 chargers. One line per group must be selected according to Raption 50 model

Group	Model	Description
1	SPQCR050TRIO32	GoBox Raption 50 Trio T232
	SPQCR050TRIO63	GoBox Raption 50 Trio T263
	SPQCR050DUO	GoBox Raption 50 Duo
	SPQCR050CCS32	GoBox Raption 50 CCS T232
	SPQCR050CHA32	GoBox Raption 50 CHA T232
	SPQCR050CCS	GoBox Raption 50 CCS
	SPQCR050CHA	GoBox Raption 50 CHA
2	SPQCR050RCDA	Protection Kit Raption 50 RCD A
	SPQCR050RCDA32	Protection Kit Raption 50 RCD A 32
	SPQCR050RCDA63	Protection Kit Raption 50 RCD A 63
	SPQCR050RCDB	Protection Kit Raption 50 RCD B
	SPQCR050RCDB32	Protection Kit Raption 50 RCD B 32
3	SP3800000049	Type 2 Plug 63A
	VA2400000041	Mode 3 Type 2 Socket 32A
4	SP3800000059	CCS Plug Mode 4 125A
5	SP3800000079	Chademo Plug Mode 4 125A



CIRCONTROL offers intelligent charging solutions for electric vehicles with a wide product range that suits with every market need.

We offer products designed for public, private and domestic market. We installed our first EV charger in 2008 and since then we have reached 55.000 charging points in 60 different countries.

+80k

Charging points
Installed

+3.5k

DC Chargers
Installed

Presence in

+60

Countries



📍 **Stockholm, Sweden**



📍 **Ibiza, Spain**



📍 **Heathrow Airport, United Kingdom**



📍 **Dobbiaco, Italy**



📍 **Dubai, United Arab Emirates**

Notes



CIRCONTROL
Mobility & eMobility



Circontrol has a network of distributors and representative agents all over the world, for further information approach:

Headquarter Adress:
C/ Innovació, 3 Industrial Park Can Mitjans
08232 Viladecavalls (Barcelona) Spain

Phone: (+34) 937 362 940
Fax: (+34) 937 362 941
Mail: circontrol@circontrol.com
Website: circontrol.com

V5.1

